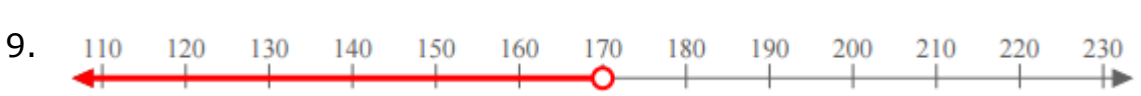
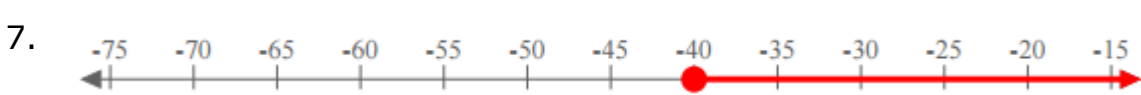
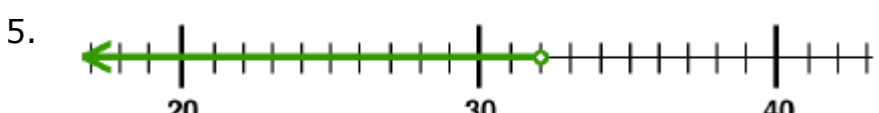
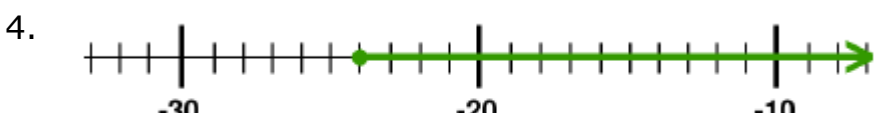
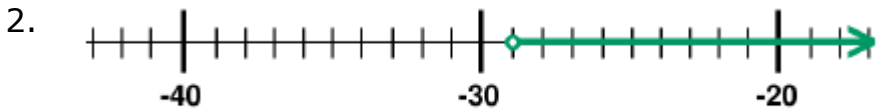


# Writing an inequality given a graph on the number line: Worksheet 6.1

Name ..... Date ..... Score .....

Write an inequality for each of the graphs on number line given below.



## Solutions: Worksheet 6.1

1.  $x > 0$

2.  $x > -29$

3.  $x \leq 16$

4.  $x \geq -24$

5.  $x < 32$

6.  $x \geq 195$

7.  $x \geq -40$

8.  $x \geq 9$

9.  $x < 170$

10.  $x \leq 11$

